


FUN DAY TIMES



Children in Saliyawewa help to harvest long-beans


Pic. by
Jayarathna Wickramaarachchi



BOOKS
PAGE 2



STORY
PAGE 3



COMPETITIONS
PAGE 4



**Please send
competition entries to:**

Funday Times
C/O the Sunday Times
P.O. Box 1136, Colombo.
Or
8, Hunupitiya Cross Road,
Colombo 2.

**Please note that competition
entries (except Reeves Art)
are accepted by email.**

**Please write the name of the
competition and the date clearly
at the top of your entry and
include the following details:**

Full Name (including Surname),

Date of Birth, Address,

Telephone No. and School.

Please underline the name
most commonly used.

**All competition entries should be
certified by a parent or guardian
as your own work.**

Competition entries without the
full details requested above,
will be disqualified.

**Closing date
for weekly competitions:**

December 22, 2021

Telephone: 2479337/2479333

Email: fundaytimes1@gmail.com

Christmas Cover 2021

**Hey Kids! It is time once again to think about the
Funday Times Christmas Cover. We invite our readers to send
in their paintings for the Christmas Cover Competition.**

Entries for the Christmas Cover should be of a suitable Christmas
theme. You could use any type of paints or crayons you like, but try to make
your picture colourful and creative. **All entries should be on A 4 size paper.**

Please write Christmas Cover at the back of your picture, along with your
Name, Date of Birth, Address, Telephone number (if any) and School.

All paintings entered for this competition should be certified as your own work
by a parent or teacher. Uncertified paintings will not be considered for the prize.

Closing Date : December 10, 2021

The best picture will adorn the cover page of our Christmas issue.

The winner will also receive a prize.

This competition is open to children between 4 – 15 years of age.

Good luck and happy painting!



Or



fundaytimes1@gmail.com

HAPPY BIRTHDAY



Methu Disalya Guruge
11 years on December 6



Manuka Edirisinghe
8 years on November 25

NOTE

Please log on to the
Funday Times website on
www.fundaytimes.lk
or check out the
Sunday Times epaper
on www.sundaytimes.lk
for additional pages
of this week's
Funday Times.

Book Review

Heroes

Heroes by Doris Pedris, features
Captain Edward Henry Pedris,
who is a National Hero of Sri Lanka.
The book which targets young children
aims to introduce this hero to children
in a colourful and attractive manner.

Captain Edward Henry Pedris was
born into a wealthy Sri Lankan business
family, the Dewnuge Pedris family.
Although he had a privileged life, he
was a man who would not tolerate
injustice or accept rules that were
unjust.


The book carries amusing anecdotes
of how he stood firm against injustice
from the British colonial rulers of the
time.

During the riots between the Sinhala
and Muslim communities that broke out
in Sri Lanka, then Ceylon in 1915, many
people were arrested. Captain Edward
Pedris was unjustly accused of having
fired shots and arrested. Despite many
appeals by his family, he was executed
in July 1915.

After Edward's death it was proven
that he was innocent of the charges.
He died fighting for what he believed
was right. His death further agitated
the fight for freedom in Ceylon.

The
author
Mrs. Doris
Pedris is the
wife of
Shavantha
Pedris,
the great,
grand-
nephew
of Captain
Edward Henry
Pedris.

Having attended the annual
memorial held in his honour,
she was motivated by a comment
made by a Buddhist monk at the
commemoration, of the need
to present the heroes in a more
'modern manner to attract
younger readers.



**'Heroes' is available for sale at
Sarasavi Bookshops, Milk,
The Jam Fruit Tree Publications and Barefoot.**



The Baby Squirrel

By Manoshi De Silva

It rained without stopping for days. Shenadi looked through the window at the falling rain. The wind had also been strong during the past few days. Their garden looked messy with fallen leaves and little puddles here and there. Shenadi listened to the sound of the falling rain. She could hear the sound of raindrops and the sound of the wind in the trees.

In addition to the usual sounds, Shenadi heard a sharp sound like a squeak. It was a little like the sound made by some of her toys when they were squeezed. But she was sure that this was not a toy. She looked around the garden but couldn't figure out exactly where it was coming from. It went on for a while and stopped.

After a while the rain stopped for a little, but the sky was still heavy with rain clouds. "It might rain again soon," thought Shenadi. She went to the garden and walked with difficulty on the soft muddy ground. She was surprised to see the damage the wind had caused. Most of the small plants were leaning towards the ground. A huge branch of their Rambutan tree had also fallen, squashing her mother's rose bed.

Shenadi went near the fallen branch. There was something on the ground that looked like a clump of coir. Although she went near and observed it, she couldn't understand what it was.

It looked like a bird's nest but was more round like a ball. As she went closer, that familiar sound came again. The sharp squeak!

Shenadi ran home and called her mother. Her mother and their housemaid came out to see what it was. "It's a squirrel's nest," Shenadi's mother explained. "Aiyo, there seems to be a baby squirrel in it!" exclaimed their maid, holding her cheeks in distress. Shenadi's mother gently picked up the nest and slowly opened it. Inside it was some cotton wool and hidden in that, was a tiny squirrel. It crept further inside in fear, as soon as it saw them.

Shenadi didn't worry because her mother was a Veterinary surgeon; a doctor who treated animals. "His eyes are open, but he's still very small and needs his mother's milk," Shenadi's



mother said, slowly closing the nest carefully. "Look around and see if you can spot the mother squirrel." They carefully scanned the trees and branches nearby, hoping to find the mother of the baby squirrel.

"Nona, look!" shouted the maid and Shenadi and her mother quickly looked at the bushes the maid was pointing at, hoping to see the baby squirrel's mother. But to their great disappointment it was only their neighbour's cat, who had come after hearing the cry of the baby squirrel. "We can't leave it out here, the cat will come and catch it!" panicked the maid. So they took the baby squirrel and the nest inside the house.

The nest was damp on the outside but warm and dry on the inside. Shenadi took the baby squirrel out and tried to pet it. "Let's put him back in his nest," said her mother and slowly kept the little squirrel back in the nest. He crept inside at once. "Why can't we take him out and pet him?" asked Shenadi sounding disappointed. "He's safe and calm in there. It's his home. We shouldn't unnecessarily frighten him or stress him out," explained her mother.

"Can we keep him? Please?" begged Shenadi. "No darling! That's not the right thing to do. He belongs with his mother. Can you imagine how sad she must be and how much the baby must be missing his mother's warmth?" her mother replied. "Please Amma, I don't have a pet!" insisted Shenadi. "Squirrels are wild animals Shenadi, they are not domestic pets and they need their freedom. It's even against the law!

Would you like it if you are separated from your family?" asked Shenadi's mother. Shenadi shook her head because she agreed with her mother.

"But what if something has happened to the mother?" gasped the maid. "Then we can help raise him and once he's big enough, slowly introduce him to the wild and release him. But that should be done gradually and not at once, or he can get caught by predators. But we should never keep him caged as a pet!" said Shenadi's mother. "How should we feed him Amma?" "We have to give him formula, goat's milk is the best substitute for him," explained her mother, "but that needs to be done carefully."

"His mother will never accept him after being touched by people," sighed the maid. "That's another incorrect fact," said Shenadi's mother. "You can return a baby squirrel to his mother, even after being touched. She will always take it back. But you have to be very careful and make sure that it's the mother squirrel and not any other. Because sometimes other adult squirrels kill baby squirrels. Maybe that's what made some people to believe that the mother harms the baby after human contact," she explained.

Just then they heard the sound of an adult squirrel. It was a gentle call unlike the usual noisy alarm call made by squirrels. When they looked out, they saw a squirrel running about the fallen branch sniffing the area where the nest was. "Let's see if this is the mother," said Shenadi's mother carrying the nest outside. After making sure that the cat was not around, she carefully kept the nest on a branch and stood hiding, a little distance away.

The squirrel came forward slowly, sniffing along the branch. None of the other squirrels bothered to come out because of the drizzle and only this squirrel seemed interested. "This has got to be his mother," whispered Shenadi. The squirrel slowly opened the nest and took the baby, who was curled up into a small ball, gently in her mouth. Then she ran up the tree. "Yay! They are back together!" shouted Shenadi feeling happy as she watched the mother squirrel carry her baby to a safe place and disappear into the canopy of trees.

Tomahawk

Quiz
No.190

Questions for Tomahawk Quiz No. 190 are based on articles appearing in the Funday Times of November 7, 14, 21 and 28, 2021.
All you have to do is to find the answers to the questions given. Write the answers neatly on a postcard. Cut the strip 'Tomahawk Quiz No. 190' seen at the top of this page and paste it on your postcard. Please get your entries certified as your own work by a teacher or parent.

Two lucky winners
will receive brand new
Tomahawk Mountain Bikes
with the compliments of
Tomahawk Bicycle Mall

All Funday Times readers between 8 – 15 years
are eligible to participate.

(Those who have already won a bicycle
are not eligible to participate.)

Closing Date: December 31, 2021



Or fundaytimes1@gmail.com

TOMAHAWK Bicycles

COMPLETE CONTROL ON YOUR
BIKING EXPERIENCE



@TOMAHAWKBICYCLEOFFICIAL

245 B, GALLE ROAD, COLOMBO 04
BAMBALAPITIYA - 011 260 7307



@TOMAHAWKBICYCLES

QUESTIONS – QUIZ NO. 190

1. a) When is World Tsunami Awareness Day held?
b) Name two natural defenses that help mitigate the impact of a tsunami on land.
2. Who produced the world's first permanent image and what was it named?
3. Give the scientific name for the tree which produces the beans that chocolate is made from. What is the literal meaning of this name?
4. Finding the best possible route between several points, is a well-known problem to mathematicians. What is this problem called?



Panther Educational activities are specially
designed to assist a child's brain development

#249, Hospital Road, Kalubowila / 0114377029
#96, Vauxhall Street, Colombo 2 / 0114377025

Awakens A Child's Mind



A lucky winner
each week will win
a 100 piece
'Santa' puzzle during
the month of December.

7 – 9 AGE GROUP

Unscramble the words to find the hidden word.

sehlig

lagne

nosw

teer

corasl





Or fundaytimes1@gmail.com

Christmas Elf Craft

Materials:

- Cardboard Tube
- Kid Friendly Paint
- Coloured Paper
- Pom-poms
- Stapler
- Yellow felt (or paper)
- Glue
- Fine tipped paintbrush
- Scissors

DIRECTONS



1

To, to begin... let's make some elf ears! Cut into the top of the tube at a slant and then fold the cardboard to create a triangle shape in the middle.

Repeat on the otherside of the tube.



2

Next paint the cardboard tube.



3

Add some detail (nose, eyes, mouth, belt etc.) Using a fine tipped paint brush create facial features.

As you can see, you should have two distinct Elf ears by folding the cardboard tube into itself.



4

Using a piece of coloured paper, draw and cut out a large circle and cut the circle in half.

Fold half of the circle round to create a cone shape and before



5

stapling together, make sure it fits snugly onto the cardboard tube, with the ears sticking out and the two triangles in middle section covered.


Add a pom-pom to the tip of the hat using some glue.



6

To finish off the Christmas Elf Craft add a collar, using a strip of yellow felt stuck with glue. And that's it!

Since Father Christmas needs the help of more than one elf, why not make a few more.



Source: Internet

Queen's Platinum Jubilee: New 50p coin revealed

November 30, 2021

A special 50p coin to celebrate next year's Queen's Platinum Jubilee has been revealed.

The new coin features the number 70, which represents the number of years since the Queen came to the throne in 1952.

The design has been approved by Her Majesty herself and it is the first time a royal event has been celebrated on the 'tails' side of a new 50p piece.

The Royal Mint - the company which makes coins for the UK - says that the coins will go into circulation from next year.



Queen Elizabeth II is the longest reigning living monarch in the world!

The Royal Mint has marked all of the Queen's previous major milestones including her Silver, Gold and Diamond Jubilees with commemorative coins.

This coin is the first to be revealed as part of one of the largest collections ever made by The Royal Mint to celebrate the historic occasion.

On February 6, 2022, the Queen will have reigned for 70 years - she's the first British monarch to reach the milestone.

There will be a year of events throughout the UK, Commonwealth and around the world to mark the occasion.

Throughout next year, the Queen and members of the Royal Family will travel around the country carrying out a range of royal events.

It will all end with a special four-day Bank Holiday weekend from Thursday June 2 to Sunday June 5, 2022.



The special coin has been designed to mark the Queen's anniversary.

What is a Jubilee?

Royal jubilees celebrate significant moments in the life and reign of monarchs. Very few British monarchs have reigned for more than 50 years.

So far, the Queen has celebrated her:

- Silver Jubilee (25 year reign)
- Golden Jubilee (50 year reign)
- Diamond Jubilee (60 year reign)

Mammoth tusk recovered off the coast of California

December 1, 2021

A rare and ancient mammoth tusk has been discovered by researchers off the coast of California.

The discovery, made by the Monterey Bay Aquarium Research Institute (MBARI), could help to fill in huge gaps about the history of mammoths in North America.

Experts first spotted the tusk back in 2019, but were only able to collect a tiny piece at the time before returning back to the site in 2021.

The tusk was identified over 3,000 metres under the ocean and researchers have concluded that it is over 100,000 years old!

The cold, high-pressure environment of the water preserved the tusk and allowed researchers to study the discovery in greater detail.

A unique discovery

Experts were stunned at the tusk's discovery as it was deep in the ocean and is very different to what they have seen before. The MBARI team have been exploring waters off the coast of California for more than three decades.

"Other mammoths have been retrieved from the ocean, but generally not from depths of more than a few metres," says mammoth expert Daniel Fisher.

Now, several researchers from different labs and universities will investigate how the tusk may have arrived deep offshore.

The team believes that it could be the oldest well-preserved mammoth tusk recovered from this region of North America.



The researchers have confirmed that the tusk is about one metre long!

November 30

News in Pictures

The White House 'Decks the Halls' for Christmas

The theme for the 2021 White House holiday season is 'Gifts from the Heart'. According to Jill Biden's office, there are 41 Christmas trees and about 6,000 feet of ribbon, more than 300 candles and over 10,000 ornaments used this year to decorate the White House.



The Center Hall is decorated with arches of greenery.



Christmas wreaths hang from the facade of the White House.



A Christmas tree in the Red Room.



A tree of purple ornaments and natural orchids decorates the Green Room.




Susan Morrison, White House pastry chef, looks on near a gingerbread White House in the State Dining room.




Stockings hang from a fireplace in the State Dining Room.




Christmas trees in the State Dining Room are decorated with snapshots of US presidents and their families.



A portrait of former first lady Grace Coolidge overlooks a table set with the Obama china in the China Room.



The Gold Star tree, honouring fallen members of the US military, in the East Landing.



A portrait of former US President John F. Kennedy hangs outside the Red Room.




The East Entrance is decorated with gift boxes and bows.

Source : The Guardian





DECEMBER 5, 2021

nancy


BY OLIVIA JAIMES





© 2019 UFS, Dist. by Andrews McMeel Syndication



Ginger Meggs



6056 GINGERMEGGS.COM Dist. by Universal Uclick



Rugrats

